


Unlocking Language Proficiency: A Comprehensive Guide to Multisensory Teaching



Multisensory Teaching of Basic Language Skills

by Suzanne Carreker

★★★★☆ 4.7 out of 5

Language : English
File size : 56848 KB
Text-to-Speech : Enabled
Screen Reader : Supported
Enhanced typesetting : Enabled
Word Wise : Enabled
Print length : 913 pages



Language is the cornerstone of human communication, cognition, and social interaction. Developing strong language skills is paramount for academic success, career advancement, and personal fulfillment. Traditional language teaching methods often rely heavily on rote memorization and abstract concepts, which can hinder learning for many students.

Multisensory teaching, on the other hand, offers a transformative approach that engages multiple senses to create a rich and meaningful learning experience. By incorporating visual, auditory, tactile, kinesthetic, and olfactory elements, teachers can tap into the unique learning styles of each student and foster deeper understanding and retention.

Multisensory Teaching: A Holistic Approach

Multisensory teaching recognizes that individuals learn most effectively when they actively engage their senses. By stimulating multiple sensory pathways, teachers can:

- Enhance attention and focus
- Improve memory and recall
- Foster conceptual understanding
- Promote engagement and motivation
- Accommodate diverse learning styles

Essential Multisensory Strategies for Language Teaching

This comprehensive guide empowers educators with a vast repertoire of multisensory strategies tailored for teaching basic language skills:

1. Visual Learning

Visual aids, such as flashcards, charts, and diagrams, help students visualize concepts and create mental connections. Incorporate color coding, images, and videos to enhance visual memory and comprehension.

2. Auditory Learning

Provide students with ample opportunities to listen to native speakers, songs, and recordings. Encourage them to repeat, sing, and record themselves to improve pronunciation and fluency.

3. Tactile Learning

Hands-on activities, such as building blocks, puzzles, and sensory bins, allow students to physically interact with language concepts. Use tactile objects to represent vocabulary, grammar rules, and sentence structures.

4. Kinesthetic Learning

Movement-based activities, such as role-playing, games, and gestures, engage the body and enhance language processing. Encourage students to act out scenarios, create visual representations, and use gestures to express ideas.

5. Olfactory Learning

Incorporate scents and aromas to create memorable learning experiences. Associate certain scents with specific vocabulary or grammar concepts, such as using the smell of cinnamon to trigger the memory of the Spanish word for "cinnamon" (canela).

Assessment Techniques for Multisensory Teaching

Assessment is crucial for tracking student progress and adjusting teaching strategies. Multisensory assessment techniques include:

- Observation checklists
- Student portfolios
- Performance tasks
- Authentic assessments (e.g., conversations, presentations)

Case Studies: Success Stories in Multisensory Teaching

This guide includes inspiring case studies that showcase the transformative impact of multisensory teaching:

Case Study 1: Teaching Vocabulary Through Sensory Exploration

In this case study, students engaged in a hands-on activity where they explored different fruits using their senses. They then created mind maps and diagrams to connect the sensory experiences with the corresponding vocabulary.

Case Study 2: Grammar in Motion

This case study demonstrates how kinesthetic activities, such as charades and role-playing, were used to teach grammar concepts in a memorable and engaging way.

: Empowered Educators, Empowered Learners

Multisensory teaching is a powerful and evidence-based approach that unlocks language proficiency for all students. By empowering educators with a comprehensive guide and practical strategies, this book enables them to create transformative learning environments where every learner can thrive.

Embrace the transformative power of multisensory teaching today. Free Download your copy of "Multisensory Teaching of Basic Language Skills" now and empower your students to reach their full language potential.


Multisensory Teaching of Basic Language Skills

by Suzanne Carreker

★★★★☆ 4.7 out of 5

Language : English

File size : 56848 KB

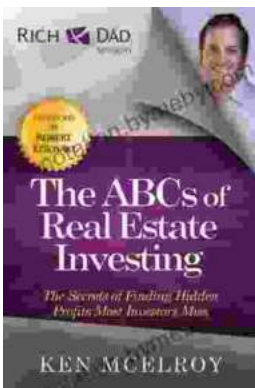


Text-to-Speech : Enabled
Screen Reader : Supported
Enhanced typesetting : Enabled
Word Wise : Enabled
Print length : 913 pages



Guide To Pencak Silat Kuntao And Traditional Weapons: Uncover the Secrets of the Ancients

Immerse yourself in the captivating world of Pencak Silat Kuntao and traditional weapons. This comprehensive guide unveils the rich history, intricate techniques, and practical...



Unlock Your Financial Freedom: Dive into the ABCs of Real Estate Investing

Are you ready to embark on a journey towards financial independence and passive income? "The ABCs of Real Estate Investing" is your ultimate guide to...