


Unlock the Secrets of Paint Mixing: A Comprehensive Guide to Mediums



: Embark on a Journey of Artistic Transformation

Step into the captivating world of paint mixing with mediums, where the boundaries of creativity dissolve and the canvas becomes a canvas for limitless expression. In this comprehensive guide, we will delve into the transformative power of mediums, unlocking their potential to enhance your artistic journey. Whether you're a seasoned artist or an aspiring enthusiast, this exploration will empower you with the knowledge and techniques to elevate your paintings to new heights.



Fluid Acrylic Art Pouring: Learn How To Mix The Paint With Mediums by Delphi Classics

★★★★☆ 4.6 out of 5

Language : English
File size : 2139 KB
Text-to-Speech : Enabled
Screen Reader : Supported
Enhanced typesetting : Enabled
Print length : 110 pages
Lending : Enabled



Chapter 1: Unveiling the Nature of Mediums

At the heart of paint mixing with mediums lies a fundamental understanding of their nature. Mediums, in essence, are liquids or gels that serve as the go-between for pigments and the canvas. Their presence influences the consistency, flow, and drying time of the paint, allowing you to tailor your artistic vision with precision. From thinning viscous paints to adding texture and extending drying time, mediums open doors to a vast array of possibilities.

Chapter 2: Types of Mediums: A Palette of Creative Control

The world of mediums is a diverse one, each type offering unique properties to enhance your artistic expression.

Oil Painting Mediums:

- **Linseed Oil:** A classic choice, linseed oil imparts a rich, lustrous finish to oil paintings. Its slow drying time allows for smooth blending and transitions.

- Turpentine: A thinner, turpentine helps to thin oil paints, making them more workable. It also adds a touch of transparency and aids in brush cleaning.
- Stand Oil: Stand oil, a thicker medium, extends the drying time of oil paints, allowing for extended working sessions and the creation of thicker layers.

Watercolor Painting Mediums:

- Gum Arabic: Gum arabic, the traditional watercolor medium, holds pigments in suspension, contributing to their transparency and flow. It also reduces the absorption of watercolor into the paper.
- Ox Gall: Ox gall, an animal-based medium, enhances the flow of watercolor paints, preventing them from drying too quickly on the brush.
- Honey: Honey, a natural humectant, slows down the drying time of watercolor paints, allowing for smoother transitions and blending.

Acrylic Painting Mediums:

- Acrylic Gloss Medium: Acrylic gloss medium adds a glossy sheen to acrylic paints, intensifying their colors and creating a more reflective surface.
- Acrylic Matte Medium: Acrylic matte medium reduces the glossiness of acrylic paints, resulting in a more subdued and natural finish.
- Acrylic Flow Medium: Acrylic flow medium increases the fluidity of acrylic paints, making them easier to pour, brush, and spread.

Chapter 3: The Art of Mixing Paint and Mediums: A Dance of Texture and Flow

The true magic of paint mixing with mediums lies in the artistry of combining them to achieve desired effects. Here are some guidelines to help you find the perfect balance:

Consistency:

The consistency of the paint and medium mixture determines how the paint flows and applies. Thinning mediums, such as turpentine or water, reduce viscosity, making the paint easier to spread and blend. Thickeners, like stand oil or acrylic gel medium, increase viscosity, creating thicker, more textured strokes.

Flow:

The flow of the paint is influenced by the amount of medium added. Too much medium can make the paint too runny and difficult to control, while too little can result in a thick, sticky consistency. Experiment with different ratios to find the sweet spot that allows for smooth, controlled brushwork.

Drying Time:

Mediums can significantly affect the drying time of paints. Slow-drying mediums, such as stand oil or honey, extend the working time for oil and watercolor paints, respectively. Fast-drying mediums, like turpentine or acrylic flow medium, accelerate the drying process, allowing for quicker layering and finishing touches.

Chapter 4: Practical Applications: From Canvas to Masterpiece

Now that you possess the theoretical knowledge, let's explore how to apply these principles in your own artistic endeavors:

Creating Glazes and Washes:

Mediums play a crucial role in creating glazes and washes in watercolor and oil painting. By diluting paint with a generous amount of medium, you can achieve transparent layers that overlay one another, building depth and luminosity.

Impasto and Texture:

Thickening mediums, like stand oil or acrylic gel medium, enable you to create textured and impasto effects. These techniques involve applying thick layers of paint, allowing the brushstrokes and textures to remain visible, adding a sense of depth and dimension to the artwork.

Extending Drying Time:

Slow-drying mediums, such as stand oil or honey, provide extended working time, allowing you to blend colors smoothly and make gradual transitions. This is particularly useful for larger paintings or those requiring intricate detailing.

Chapter 5: Beyond the Basics: Advanced Techniques for Artistic Exploration

For those seeking to delve deeper into the world of paint mixing with mediums, here are some advanced techniques to push your artistic boundaries:

Mixed Media:

Combining different types of mediums can unlock a realm of possibilities. Experiment with mixing oil and acrylic mediums, or incorporating watercolor mediums into acrylics, to create unique effects and textures.

Pigment Manipulation:

Mediums can also be used to manipulate pigments, altering their behavior and appearance. For instance, adding a glazing medium to pigments can create a more transparent and luminous effect, while adding a thickening medium can create a paste-like consistency suitable for sculpting or molding.


Experimental Techniques:

The world of paint mixing with mediums is a canvas for experimentation. Don't be afraid to try unusual combinations and explore the unexpected. You might stumble upon new and innovative techniques that add a unique touch to your artistic journey.

: A Journey of Boundless Expression

The art of paint mixing with mediums is a transformative journey, empowering you to express your creativity in limitless ways. By understanding the nature of mediums and their effects, you gain the ability to control the consistency, flow, and drying time of your paints, unlocking a vast array of possibilities.


As you delve deeper into this artistic exploration, you will uncover an ever-expanding world of techniques and possibilities. Embrace experimentation, push boundaries, and let your creativity soar. With each stroke mixed with intention, you will paint a path toward artistic mastery, transforming your canvas into a reflection of your unique and boundless imagination.



Fluid Acrylic Art Pouring: Learn How To Mix The Paint With Mediums by Delphi Classics

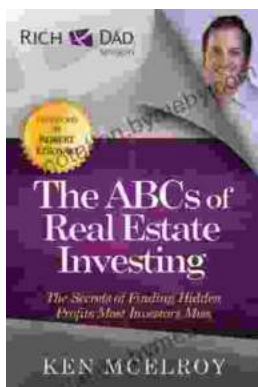
★★★★☆ 4.6 out of 5

Language : English
File size : 2139 KB
Text-to-Speech : Enabled
Screen Reader : Supported
Enhanced typesetting : Enabled
Print length : 110 pages
Lending : Enabled



Guide To Pencak Silat Kuntao And Traditional Weapons: Uncover the Secrets of the Ancients

Immerse yourself in the captivating world of Pencak Silat Kuntao and traditional weapons. This comprehensive guide unveils the rich history, intricate techniques, and practical...



Unlock Your Financial Freedom: Dive into the ABCs of Real Estate Investing

Are you ready to embark on a journey towards financial independence and passive income? "The ABCs of Real Estate Investing" is your ultimate guide to...