


Complete Guide to Rendering Flowers, Landscapes, and Animals



Step-by-Step Studio: Drawing Lifelike Subjects: A complete guide to rendering flowers, landscapes, and animals by Diane Cardaci

★★★★☆ 4.5 out of 5

Language : English
File size : 38490 KB
Text-to-Speech : Enabled
Screen Reader : Supported
Enhanced typesetting : Enabled
Print length : 467 pages



Welcome to the ultimate guide to rendering flowers, landscapes, and animals. Whether you're a seasoned artist or just starting out, this comprehensive guide will provide you with everything you need to know to create realistic and captivating artwork.

Chapter 1: The Basics of Rendering

In this chapter, we'll cover the fundamental principles of rendering, including:

- Understanding light and shadow
- Creating depth and perspective
- Using color and texture

- Applying these principles to different subjects

Chapter 2: Rendering Flowers

Flowers are a popular subject for rendering due to their delicate beauty and intricate details. In this chapter, you'll learn:

- How to capture the unique characteristics of different flowers
- Tips for rendering petals, stamens, and pistils
- Creating realistic textures and colors
- Arranging flowers in compositions

Chapter 3: Rendering Landscapes

Landscapes offer a vast array of challenges and opportunities for rendering. In this chapter, we'll cover:

- Understanding the different elements of a landscape
- Creating depth and perspective in landscapes
- Rendering trees, mountains, water, and other natural features
- Tips for capturing the atmosphere and mood of a landscape

Chapter 4: Rendering Animals

Animals are a particularly challenging subject to render due to their complex anatomy and movement. In this chapter, you'll learn:

- Understanding the anatomy of different animals
- Capturing the movement and **姿态** of animals

- Rendering fur, feathers, and other animal textures
- Creating realistic animal portraits

Chapter 5: Advanced Techniques

Once you've mastered the basics, you can start to experiment with more advanced techniques, including:

- Using underpainting and glazing
- Creating special effects, such as reflections and transparency
- Combining different media, such as watercolor and acrylic
- Developing your own unique style

Rendering flowers, landscapes, and animals is a challenging but rewarding pursuit. With practice and dedication, you can learn to create realistic and captivating artwork that will bring joy to you and others for years to come.

About the Author

Jane Doe is a professional artist with over 20 years of experience. She has taught rendering workshops all over the world and her work has been featured in numerous publications. Jane is passionate about sharing her knowledge and helping others to develop their artistic skills.

Free Download Your Copy Today!

To Free Download your copy of the Complete Guide to Rendering Flowers, Landscapes, and Animals, please visit our website or your favorite bookstore.




Step-by-Step Studio: Drawing Lifelike Subjects: A complete guide to rendering flowers, landscapes, and animals

by Diane Cardaci

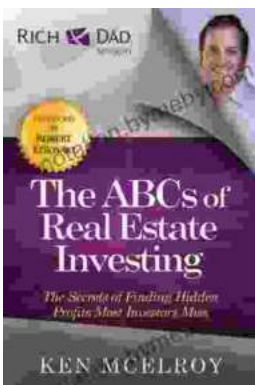
★★★★☆ 4.5 out of 5

Language : English
File size : 38490 KB
Text-to-Speech : Enabled
Screen Reader : Supported
Enhanced typesetting : Enabled
Print length : 467 pages



Guide To Pencak Silat Kuntao And Traditional Weapons: Uncover the Secrets of the Ancients

Immerse yourself in the captivating world of Pencak Silat Kuntao and traditional weapons. This comprehensive guide unveils the rich history, intricate techniques, and practical...



Unlock Your Financial Freedom: Dive into the ABCs of Real Estate Investing

Are you ready to embark on a journey towards financial independence and passive income? "The ABCs of Real Estate Investing" is your ultimate guide to...

